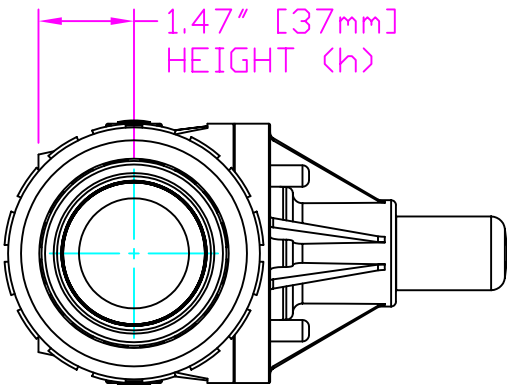
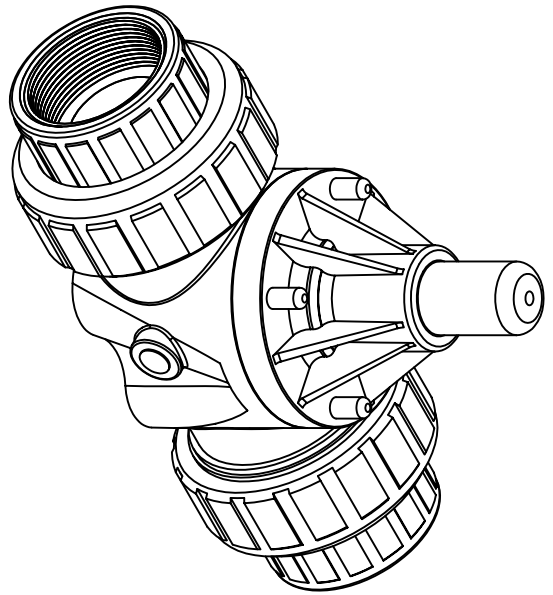
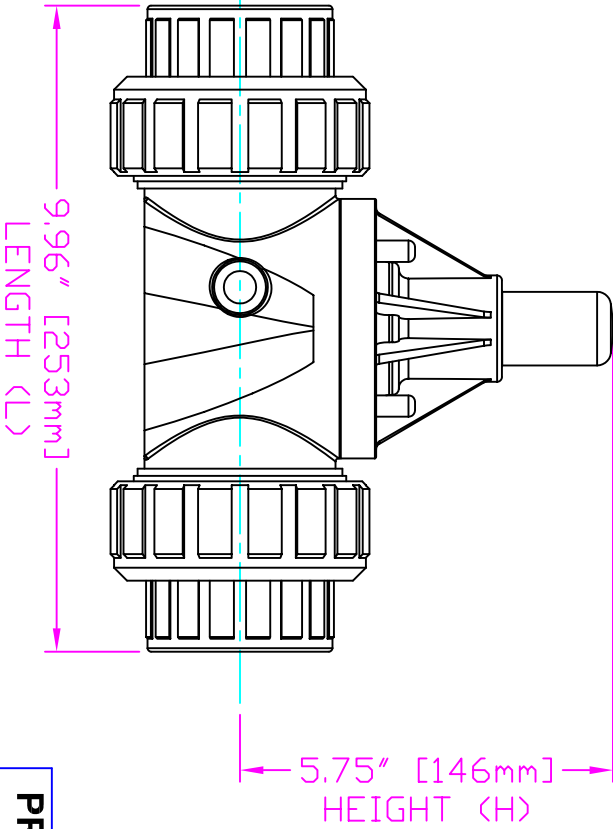
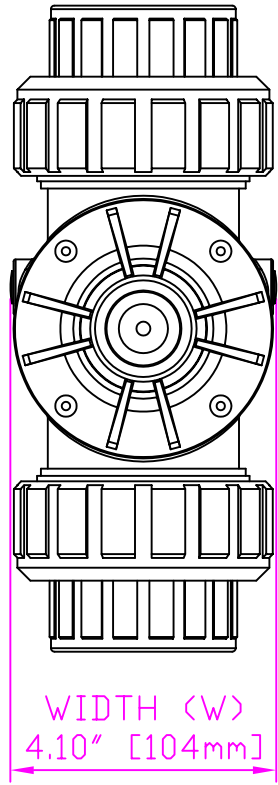


THIS DRAWING IS THE PROPERTY OF PRIMARY FLUID SYSTEMS INC. FROM WHICH A WRITTEN CONSENT FOR APPROVAL SHALL BE REQUIRED PRIOR TO COPYING.



THIS DRAWING WITH DIMENSIONS  
APPLY TO FOLLOWING MODELS:

- ECD-200G-PVC-P
- ECD-200G-CPVC-T
- ECD-200G-PP-T
- ECD-200G-PVDF-T
- ECD-200H-PVC-P
- ECD-200H-CPVC-T
- ECD-200H-PP-T
- ECD-200H-PVDF-T

# PRIMARY FLUID SYSTEMS INC.

1050 Cooke Blvd, Burlington, Ontario L7T 4A8

UNION X 2" THREADED  
ECD VALVE

|                            |  |                          |  |                                      |  |
|----------------------------|--|--------------------------|--|--------------------------------------|--|
| PROJECT: C-SERIES ECD      |  | SHT. 1 OF 1              |  | DRAWN BY: VICTOR V.L.                |  |
| DATE ISSUED: 25-NOV-11     |  | SCALE: 1:3               |  | UNITS: INCHES                        |  |
| DVG NO.: ECO-200G-PVC-P-2D |  | DVG TYPE: PLANAR VIEW 2D |  | REVISION: 0                          |  |
| MATERIAL: PLY              |  | APPROVED BY:             |  | DIMENSIONAL TOLERANCE: XXX = ± 0.25" |  |
| THIRD ANGLE PROJECTION     |  | SHEET SIZE: 8.5 X 11     |  | A                                    |  |