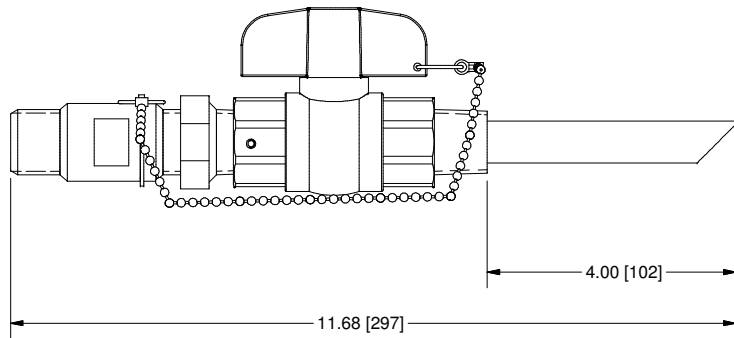
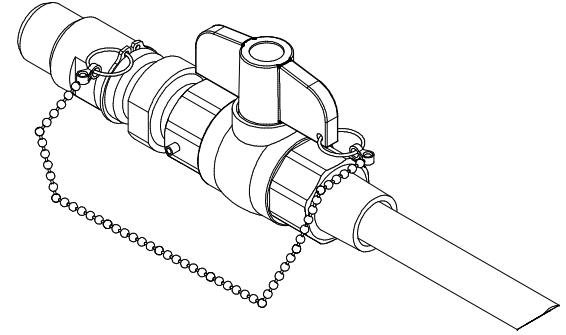
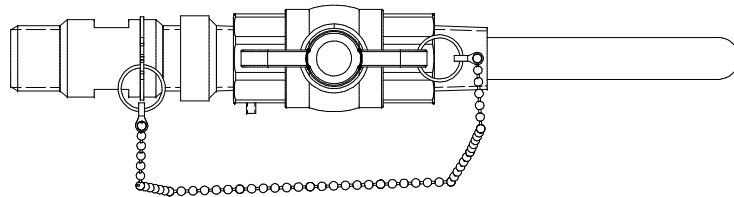



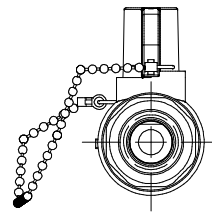
THIS DRAWING IS THE PROPERTY OF PRIMARY FLUID SYSTEMS INC. FROM WHICH A WRITTEN CONSENT FOR APPROVAL SHALL BE REQUIRED PRIOR TO COPYING.

NO.	NAME	DESCRIPTION
1	MAX ALLOWABLE OPERATING TEMPERATURE	140°F (60°C)
2	MAX ALLOWABLE OPERATING PRESSURE	150 PSIG
CONNECTIONS		
3	INLET PORT CONNECTION	3/4"
4	OUTLET PORT CONNECTION	3/4"
5	TYPE	NPT
MATERIALS		
8	BODY AND QUILL	PVC
11	GLAND	PVC
13	VALVE ASSEMBLY	PVC
14	GLAND SEAL	VITON (EPDM OPTIONAL)

CS CORPORATION STOPS



SCALE 1 : 2



OPTION STINGER TIP (4IB)
SCALE 1:2

1	NEW DRAWING	--	--
REV	DESCRIPTION	DATE	NAME
REVISION HISTORY			

PRIMARY FLUID SYSTEMS INC. 1050 COOKE BLVD, BURLINGTON, ONTARIO L7T 4A8	PROJECT: CS	SHT: 1 OF 1	DRAWN BY: TJ
	DATE DRAWN: 4/5/2017	SCALE: 1 : 2	UNITS: INCH (mm)
TITLE: 3/4" CORP STOP WITH 3/4" INLET AND 3/4" OUTLET NPT CONNECTIONS	MATERIAL: SEE CHART	DIMENSIONAL TOLERANCE 0.X ± 0.25" 0.XX ± 0.25" 0.XXX ± 0.25"	
DWG NO: CS-75A75A-41A-AAA_R1	APPROVED BY:	CHECKED BY:	REV# 1
DWG TYPE: PLANAR VIEW			SHEET SIZE: B