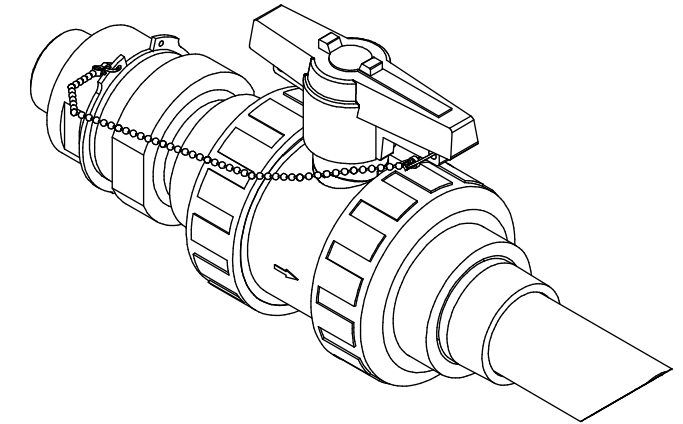
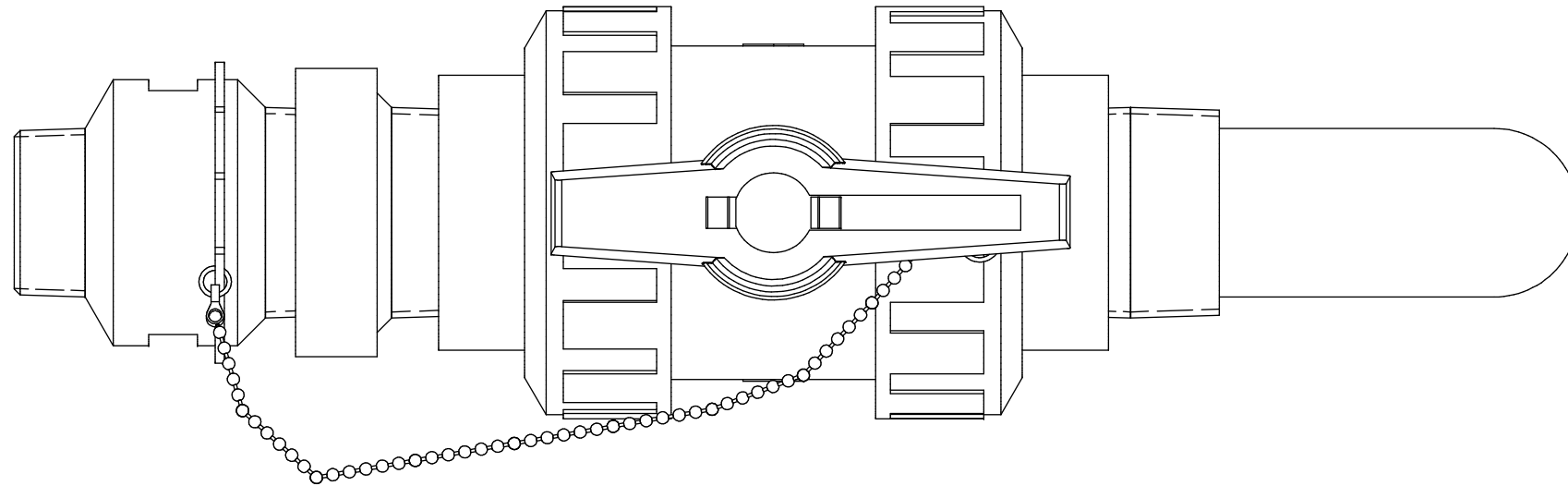


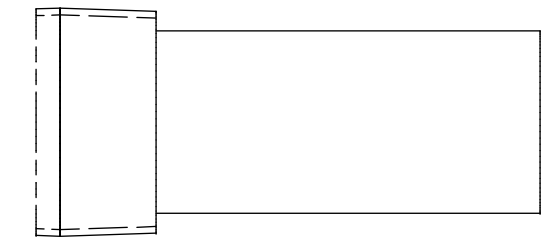
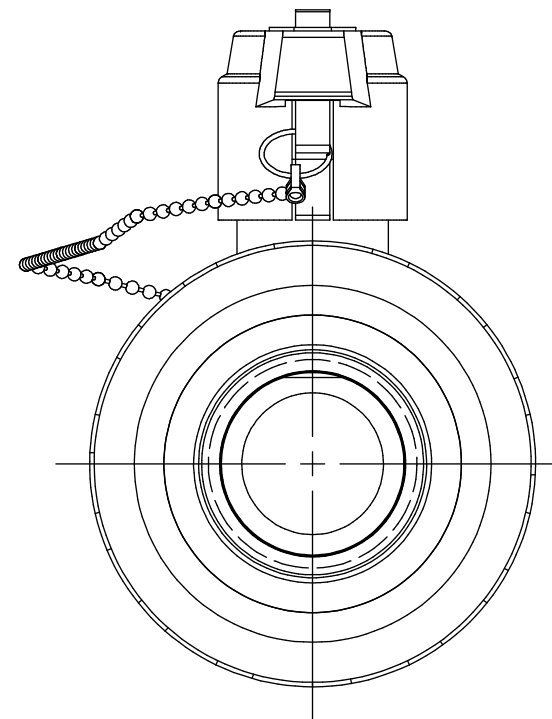
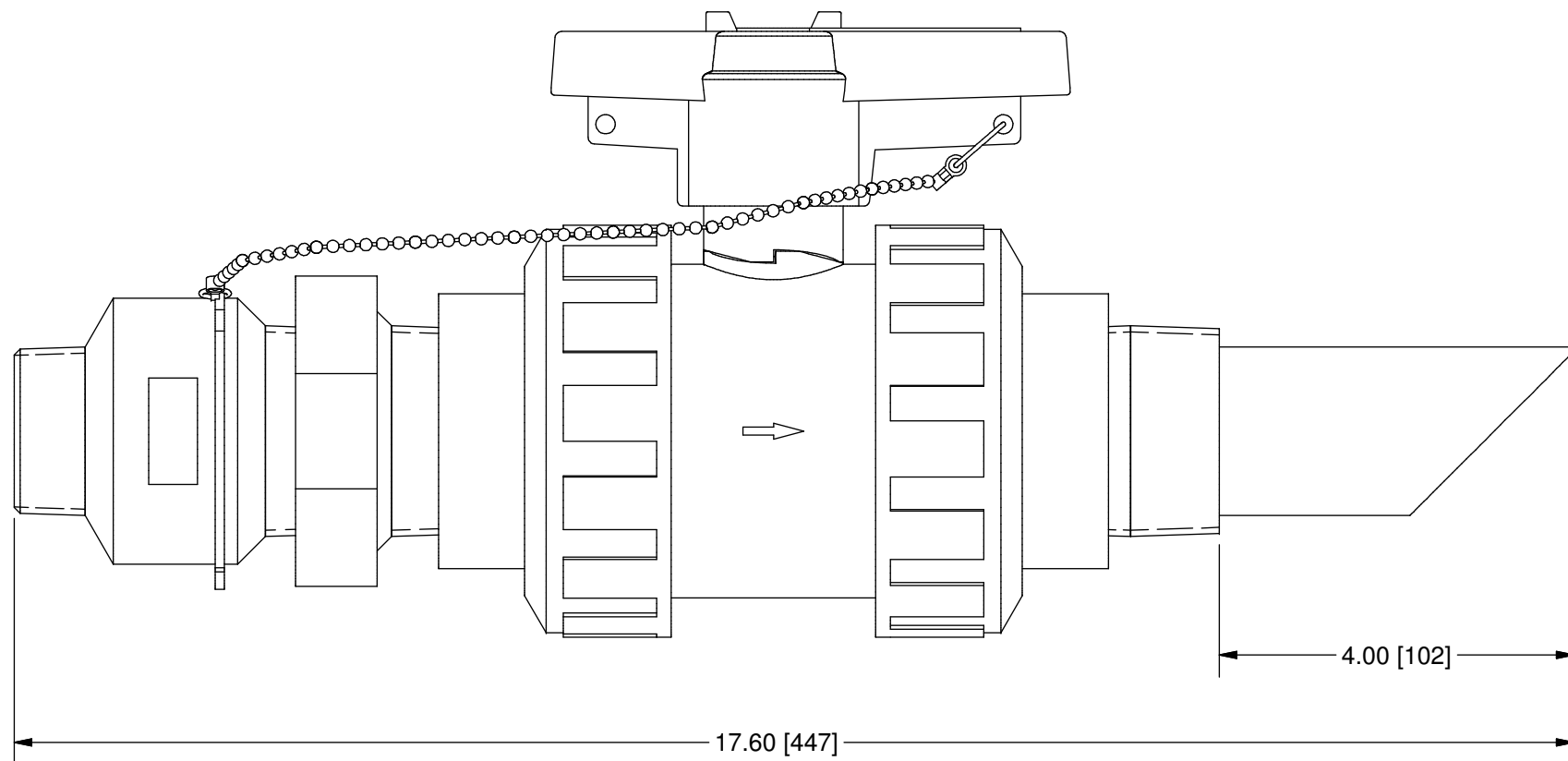
THIS DRAWING IS THE PROPERTY OF PRIMARY FLUID SYSTEMS INC. FROM WHICH A WRITTEN CONSENT FOR APPROVAL SHALL BE REQUIRED PRIOR TO COPYING.

	NO.	NAME	DESCRIPTION
	1	MAX ALLOWABLE OPERATING TEMPERATURE	260°F (125°C)
	2	MAX ALLOWABLE OPERATING PRESSURE	150 PSIG
CONNECTIONS	3	INLET PORT CONNECTION	1-1/2"
	4	OUTLET PORT CONNECTION	2"
	5	TYPE	NPT
MATERIALS	6	BODY, QUILL AND CHECK SEAT	PVDF
	7	GLAND	PVDF
	8	GLAND SEAL	VITON (EPDM OPTIONAL)
	9	VALVE ASSEMBLY	PVDF

# CS CORPORATION STOPS



SCALE 1 : 4



OPTION STINGER TIP (4IB)  
SCALE 1 : 2

SCALE 1 : 2

<b>PRIMARY FLUID SYSTEMS INC.</b> 1050 COOKE BLVD, BURLINGTON, ONTARIO L7T 4A8		PROJECT: CS	SHT: 1 OF 1	DRAWN BY: BL
TITLE: CORP STOP WITH 1-1/2" INLET AND 2" OUTLET NPT CONNECTIONS		DATE DRAWN: 8/27/2024	SCALE: 1 : 2	UNITS: INCH (mm)
DWG NO: CS-15A20A-4IA-DDDV_R0		MATERIAL: SEE CHART	DIMENSIONAL TOLERANCE 0.X = ± 0.25" 0.XX = ± 0.25" 0.XXX = ± 0.25"	
DWG NAME: CORP STOP DWG TYPE: PLANAR VIEW		APPROVED BY:	CHECKED BY:	THIRD ANGLE PROJECTION 
REV# 0		SHEET SIZE: B		

REV	DESCRIPTION	DATE	NAME
0	NEW DRAWING	--	--

REVISION HISTORY