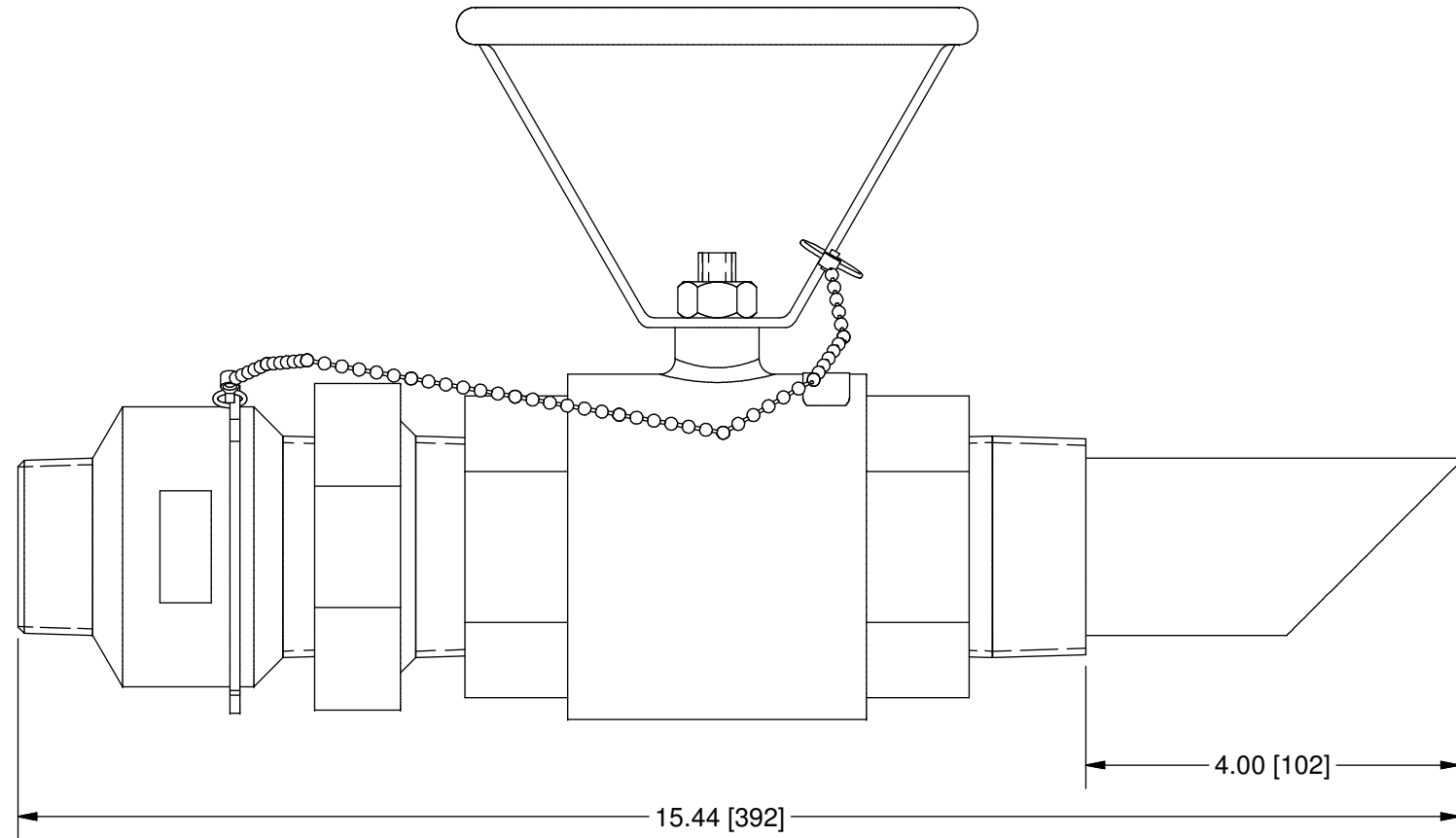
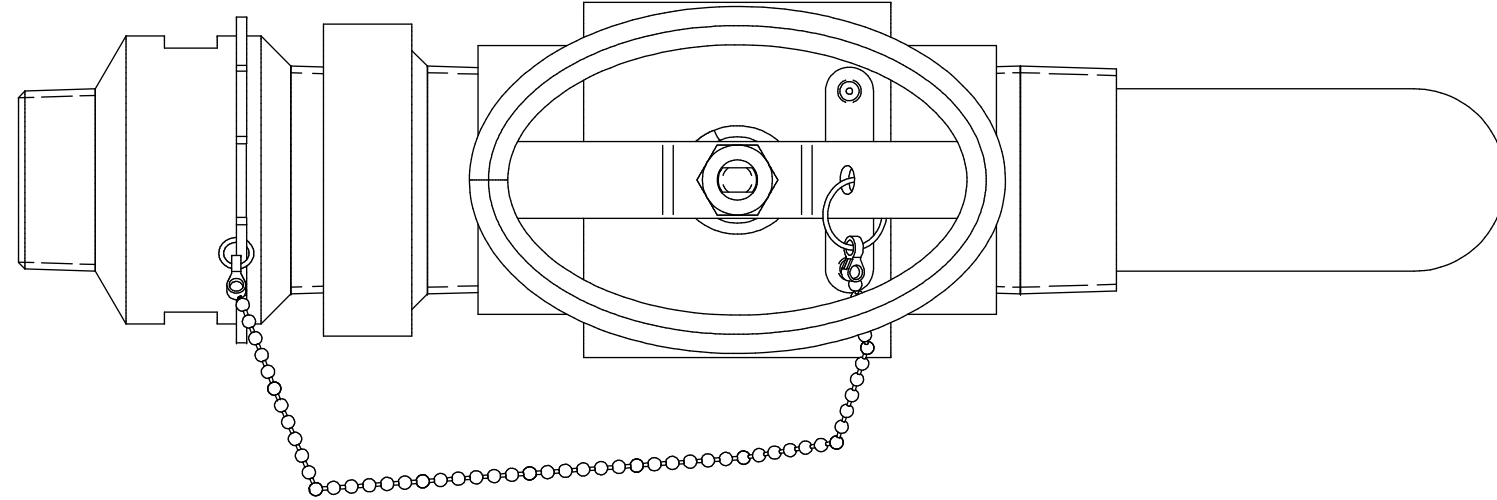


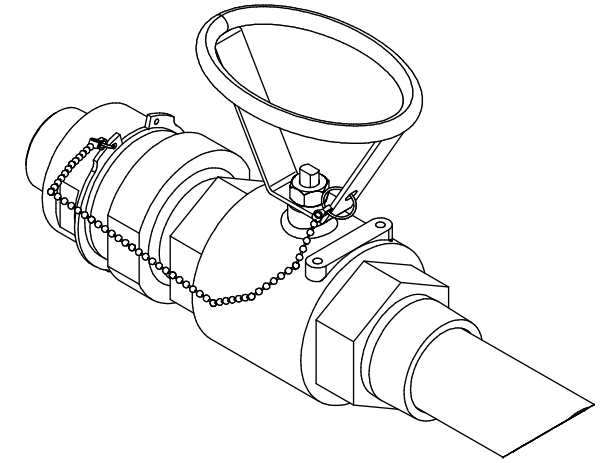
THIS DRAWING IS THE PROPERTY OF PRIMARY FLUID SYSTEMS INC. FROM WHICH A WRITTEN CONSENT FOR APPROVAL SHALL BE REQUIRED PRIOR TO COPYING.

CS CORPORATION STOPS

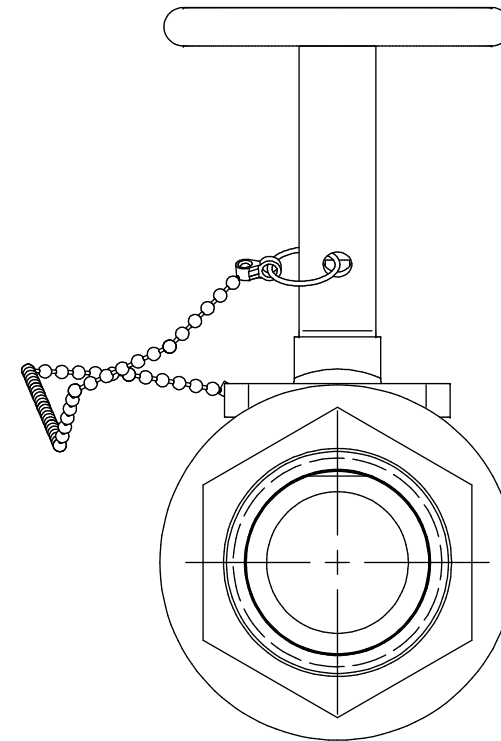


SCALE 1:2

	NO.	NAME	DESCRIPTION
	1	MAX ALLOWABLE OPERATING TEMPERATURE	350°F (176°C)
	2	MAX ALLOWABLE OPERATING PRESSURE	1000 PSIG
CONNECTIONS	3	INLET PORT CONNECTION	1-1/2"
	4	OUTLET PORT CONNECTION	2"
	5	TYPE	NPT
MATERIALS	6	BODY, QUILL	316SS
	7	GLAND	316SS
	8	GLAND SEAL	VITON (EPDM OPTIONAL)
	9	VALVE ASSEMBLY	316SS



SCALE 1 : 4



OPTION STINGER TIP (4IB)
SCALE 1 : 2

PRIMARY FLUID SYSTEMS INC. 1050 COOKE BLVD, BURLINGTON, ONTARIO L7T 4A8		PROJECT: CS	SHT: 1 OF 1	DRAWN BY: BL
TITLE: CORP STOP WITH 1-1/2" INLET AND 2" OUTLET NPT CONNECTIONS		DATE DRAWN: 8/28/2024	SCALE: 1 : 2	UNITS: INCH [mm]
DWG NO: CS-15A20A-4IA-EEEEV_R0		MATERIAL: SEE CHART	DIMENSIONAL TOLERANCE 0.X = ± 0.25" 0.XX = ± 0.25" 0.XXX = ± 0.25"	
DWG NAME: CORP STOP DWG TYPE: PLANAR VIEW		APPROVED BY:	CHECKED BY:	THIRD ANGLE PROJECTION
REV 0 NEW DRAWING		REV# 0		SHEET SIZE: B

REV	DESCRIPTION	DATE	NAME
0	NEW DRAWING	--	--

REVISION HISTORY