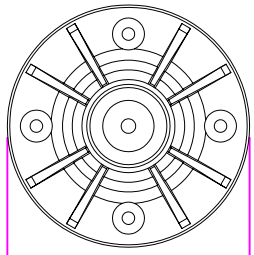
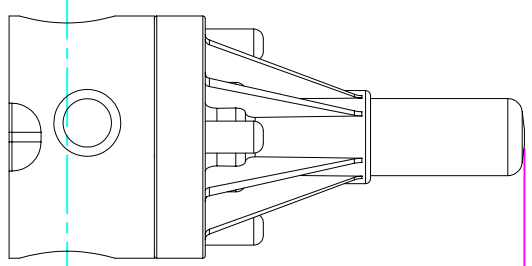


THIS DRAWING IS THE PROPERTY OF PRIMARY FLUID SYSTEMS INC. FROM WHICH A WRITTEN CONSENT FOR APPROVAL SHALL BE REQUIRED PRIOR TO COPYING.

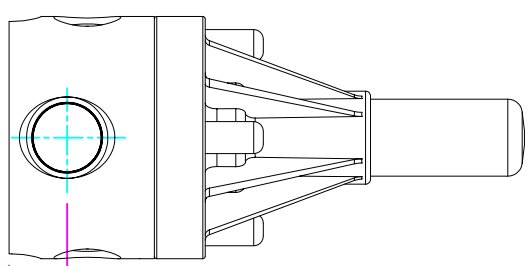
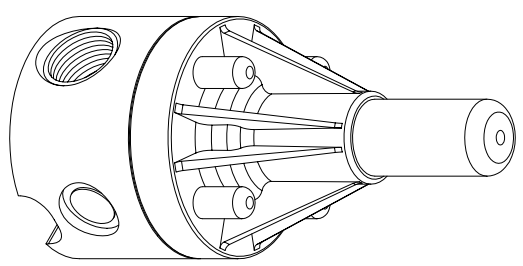


WIDTH  
2.50" [64mm]



LENGTH (L)  
2.50" [64mm]

4.72" [120mm]  
HEIGHT (H)



0.60" [15mm]  
HEIGHT (h)

THIS DRAWING WITH DIMENSIONS  
APPLY TO FOLLOWING MODELS:  
ECC-50A-ALL20-T  
ECC-50A-HAST-T  
ECC-50A-SS-T  
ECC-50B-ALL20-T  
ECC-50B-HAST-T  
ECC-50B-SS-T

<b>PRIMARY FLUID SYSTEMS INC.</b>		PROJECT: A-SERIES ECC		SHT. 1 OF 1		DRAWN BY: VICTOR W.L.	
1050 Cooke Blvd., Burlington, Ontario L7T 4A8		DATE ISSUED: 20-AUG-10		SCALE: 1:2		UNITS: INCHES	
TITLE: <b>1/2" THREADED ECC VALVE</b>		DWG NO.: ECC-50A-SS-T-2D		REV. #: 1		REVISIONS:	
DWG TYPE: PLANAR VIEW 2-D		MATERIAL: METALLIC		DIMENSIONAL TOLERANCE: XXX = ± 0.25"		SHEET SIZE: 8.5 X 11	
APPROVED BY:		HARD ANGLE PROJECTION:		A			