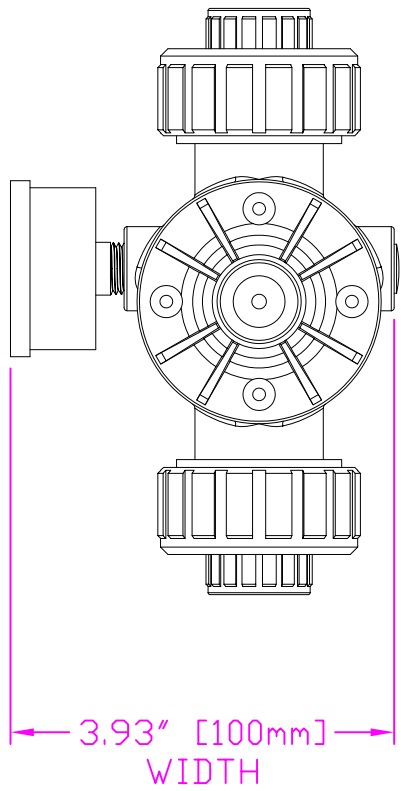
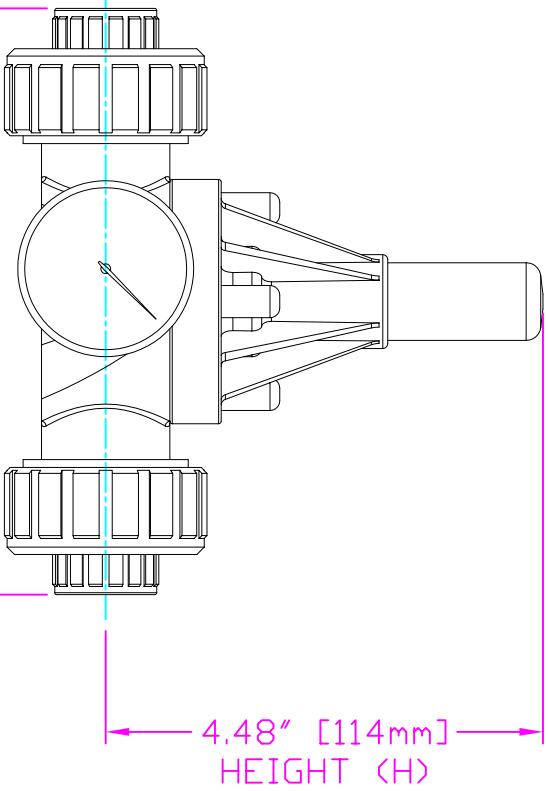
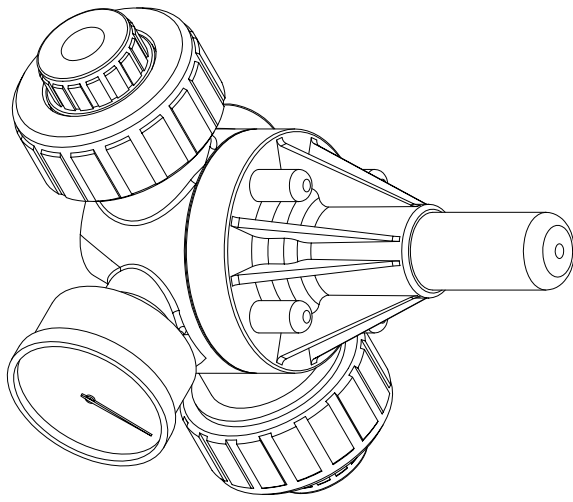


THIS DRAWING IS THE PROPERTY OF PRIMARY FLUID SYSTEMS INC. FROM WHICH A WRITTEN CONSENT FOR APPROVAL SHALL BE REQUIRED PRIOR TO COPYING.

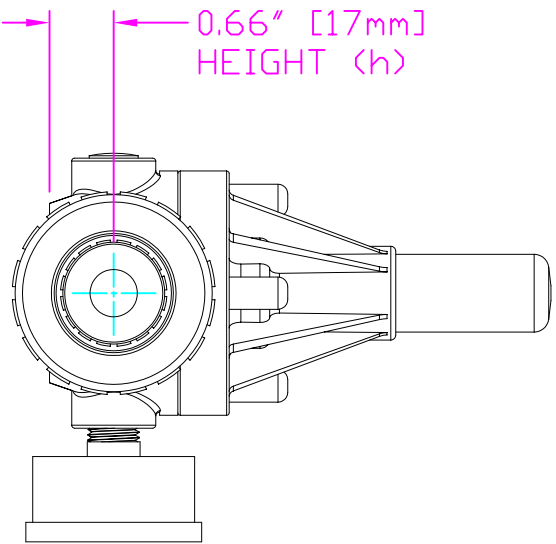


3.93" [100mm]
WIDTH



6.00" [152mm]
LENGTH (L)

4.48" [114mm]
HEIGHT (H)



0.66" [17mm]
HEIGHT (h)

- THIS DRAWING WITH DIMENSIONS
APPLY TO FOLLOWING MODELS:
- ECD-251-PVC-P-GAUGE
 - ECD-251-CPVC-T-GAUGE
 - ECD-251-PP-T-GAUGE
 - ECD-251-PVDF-T-GAUGE
 - ECD-25J-PVC-P-GAUGE
 - ECD-25J-CPVC-T-GAUGE
 - ECD-25J-PP-T-GAUGE
 - ECD-25J-PVDF-T-GAUGE

PRIMARY FLUID SYSTEMS INC.

1050 Cooke Blvd., Burlington, Ontario L7T 4A8

TITLE
UNION X 1/4" (DN 8) SOCKETED
ECD VALVE
WITH GAUGE

DWG TYPE: PLANAR VIEW 2-D

PROJECT: A-SERIES ECD
DATE ISSUED: 23-JUL-10
SCALE: 1:2
UNITS: INCHES

SHIT 1 OF 1
DRAWN BY: VICTOR W.

DWG NO.: ECD-251-PVC-P-GAUGE-2D
MATERIAL: POLY

APPROVED BY: [Signature]

REV#: 1
8.5 X 11 SHEET SIZE: A

DIMENSIONAL TOLERANCE:
XXX = ± 0.25"

