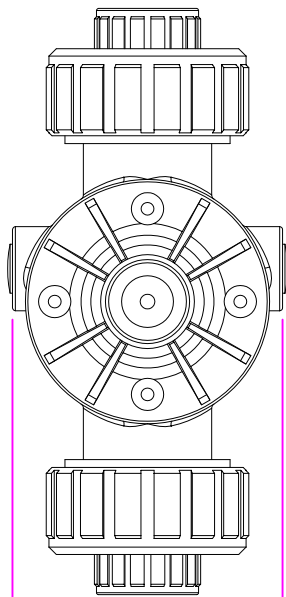
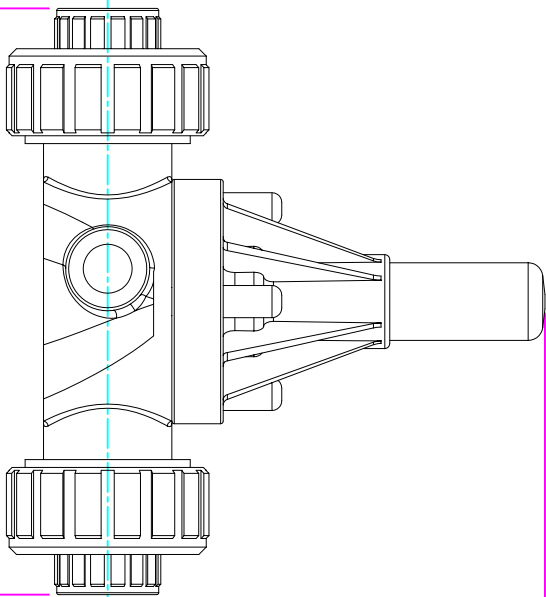


THIS DRAWING IS THE PROPERTY OF PRIMARY FLUID SYSTEMS INC. FROM WHICH A WRITTEN CONSENT FOR APPROVAL SHALL BE REQUIRED PRIOR TO COPYING.

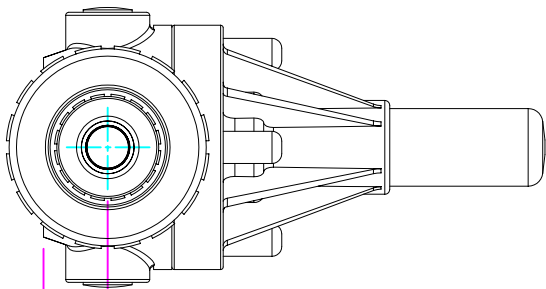
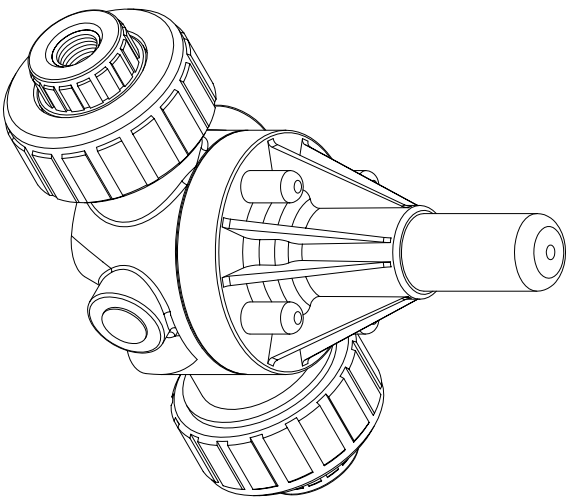


WIDTH
2.80" [71mm]



6.00" [152mm]
LENGTH (L)

4.48" [114mm]
HEIGHT (H)



0.66" [17mm]
HEIGHT (h)

- APPLY TO FOLLOWING MODELS:
- ECD-25G-PVC-P
 - ECD-25G-CPVC-T
 - ECD-25G-PP-T
 - ECD-25G-PVDF-T
 - ECD-25H-PVC-P
 - ECD-25H-CPVC-T
 - ECD-25H-PP-T
 - ECD-25H-PVDF-T

THIS DRAWING WITH DIMENSIONS
APPLY TO FOLLOWING MODELS:

PRIMARY FLUID SYSTEMS INC.

1050 Cooke Blvd., Burlington, Ontario L7T 4A8

UNION X 1/4" THREADED
ECD VALVE

TITLE	PROJECT A-SERIES ECD			SHEET 1 OF 1	DRAWN BY: VICTOR W.
	DATE ISSUED: 22-JUL-10	SCALE: 1:2	UNITS: INCHES		
REV#	DATE ISSUED: 22-JUL-10			SCALE: 1:2	UNITS: INCHES
	PROJECT A-SERIES ECD				
MATERIAL: POLY	DATE ISSUED: 22-JUL-10			SCALE: 1:2	UNITS: INCHES
	PROJECT A-SERIES ECD				
APPROVED BY:	DATE ISSUED: 22-JUL-10			SCALE: 1:2	UNITS: INCHES
	PROJECT A-SERIES ECD				
DIMENSIONAL TOLERANCE: XXX = ± 0.25"	DATE ISSUED: 22-JUL-10			SCALE: 1:2	UNITS: INCHES
	PROJECT A-SERIES ECD				
SHEET SIZE: 8.5 X 11	DATE ISSUED: 22-JUL-10			SCALE: 1:2	UNITS: INCHES
	PROJECT A-SERIES ECD				
A	DATE ISSUED: 22-JUL-10			SCALE: 1:2	UNITS: INCHES
	PROJECT A-SERIES ECD				

DWG TYPE:

PLANAR VIEW 2-D



FIRST ANGLE PROJECTION