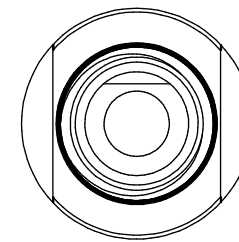
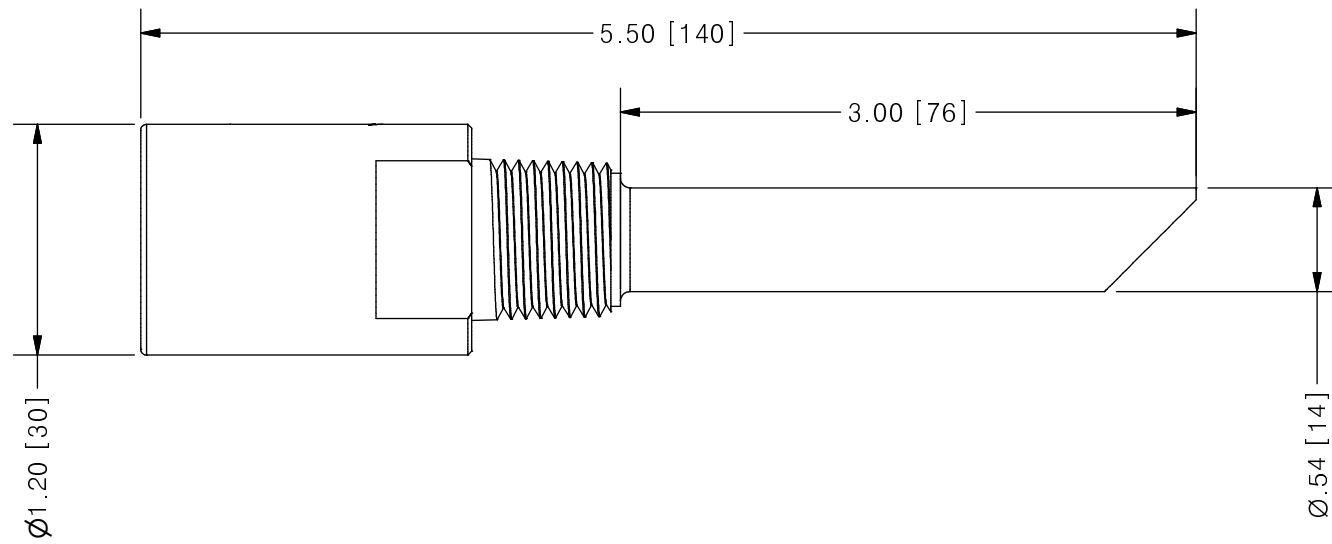
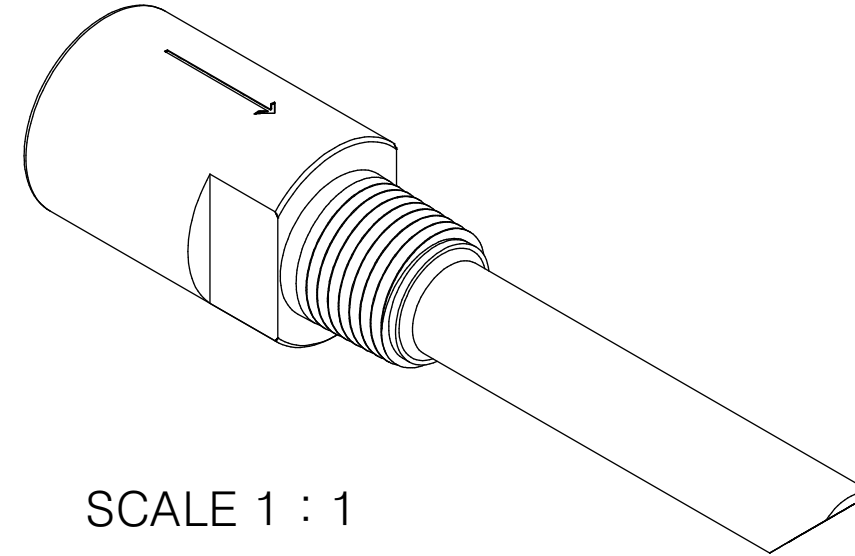
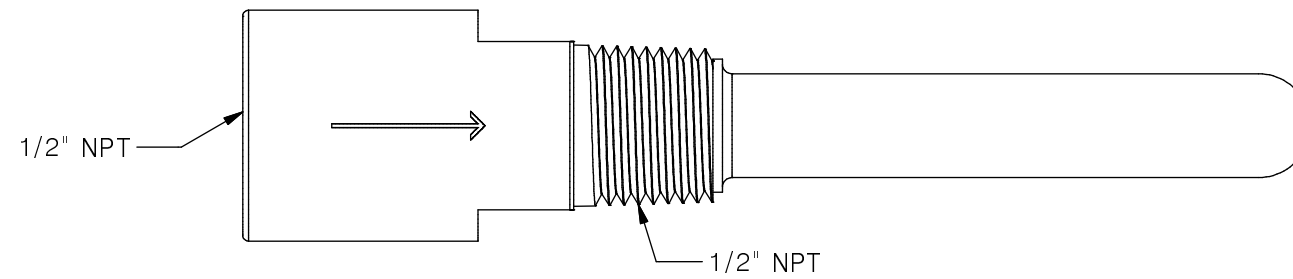


THIS DRAWING IS THE PROPERTY OF PRIMARY FLUID SYSTEMS INC. FROM WHICH A WRITTEN CONSENT FOR APPROVAL SHALL BE REQUIRED PRIOR TO COPYING.

INJECTION QUILLS®

FEMALE x MALE PIPE CONNECTIONS

	NO.	NAME	DESCRIPTION
	1	MAX ALLOWABLE OPERATING TEMPERATURE	140°F (60°C)
	2	MAX ALLOWABLE OPERATING PRESSURE	150 PSIG
CONNECTIONS	3	INLET PORT CONNECTION	1/2"
	4	OUTLET PORT CONNECTION	1/2"
	5	TYPE	NPT
MATERIALS	7	ORIFICE SIZE	1/4"
	8	BODY, QUILL AND CHECK SEAT	PVC (CPVC, PP, PVDF OPTIONAL)
	9	BALL CHECK	CERAMIC (HAST, PVDF, PTFE OPTIONAL)
	10	CHECK SPRING	HAST



PRIMARY FLUID SYSTEMS INC. 1050 COOKE BLVD, BURLINGTON, ONTARIO L7T 4A8		PROJECT: IQ	SHT: 1 OF 1	DRAWN BY: TJ
TITLE: 1/2" INJECTION QUILL WITH 1/4" ORIFICE AND 3" INSERTION LENGTH		DATE DRAWN: 2/7/2017	SCALE: 1 : 1	UNITS: INCH [mm]
DWG NAME: INJECTION QUILL DWG TYPE: PLANAR VIEW		MATERIAL: SEE CHART	DWG NO: IQF-53-PVC	DIMENSIONAL TOLERANCE 0.X = ± 0.25" 0.XX = ± 0.25" 0.XXX = ± 0.25"
APPROVED BY: _____ CHECKED BY: _____		THIRD ANGLE PROJECTION 		
REVISION HISTORY		REV# 0 SHEET SIZE: B		

REV	DESCRIPTION	DATE	NAME
0	NEW DRAWING	--	--