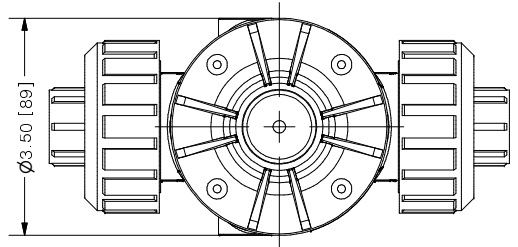
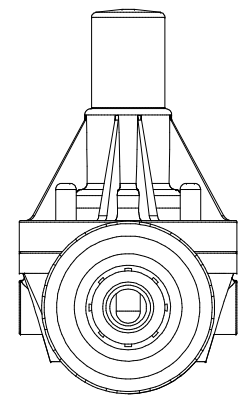
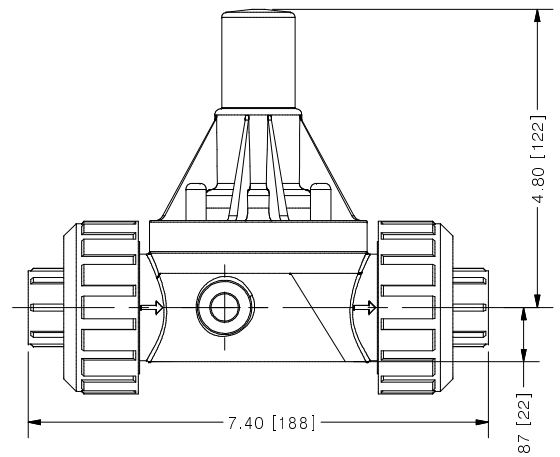
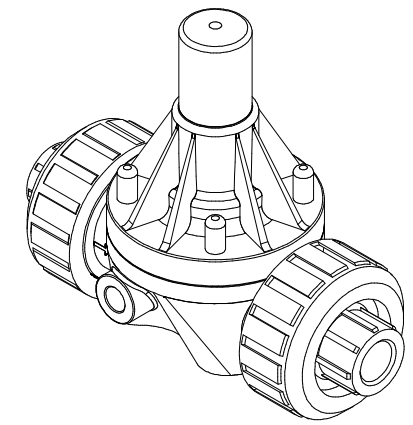


THIS DRAWING IS THE PROPERTY OF PRIMARY FLUID SYSTEMS INC. FROM WHICH A WRITTEN CONSENT FOR APPROVAL SHALL BE REQUIRED PRIOR TO COPYING.

NO.	NAME	DESCRIPTION
1	MAX ALLOWABLE OPERATING TEMPERATURE	180°F (82°C) / 140°F (60°C) FOR PVC BODY
2	MAX ALLOWABLE OPERATING PRESSURE	150 PSIG @ 70°F
CONNECTIONS		3 SIZE: INLET/OUTLET 1/2"
4	CONNECTION TYPE	NPT UNION INSERT
MATERIALS (WETTED)		6 BODY PVC (CPVC, PP AND PVDF OPTIONAL)
7	DIAPHRAGM	PTFE BACKED EPDM (PVC, EPDM AND VITON OPTIONAL)
8	UNION ORING	VITON
MATERIALS (NON-WETTED)		9 SPRING BONNET/TOP CPVC
10	SPRING	NICKEL PLATED MUSIC WIRE ASTM A228
11	TOP/BOTTOM DISC	POLYPROPYLENE
12	BOLTS, NUTS, WASHERS	18.8 SS, ANSI B1.8.3
13	FACTORY SET PRESSURE	50 PSIG
14	SPRING RANGE	7-150 PSIG



### ECO VALVE® B-SERIES BACK PRESSURE VALVE



SCALE 1 : 2

REV	DESCRIPTION	DATE	NAME
0	NEW DRAWING	--	--

<b>PRIMARY FLUID SYSTEMS INC.</b> 1050 COOKE BLVD. BURLINGTON, ONTARIO L7T 4A8	PROJECT: EV B-SERIES	SHT: 1 OF 1	DRAWN BY: NG
	DATE DRAWN: 8/4/2016	SCALE: 1 : 2	UNITS: INCH [mm]
TITLE: BACK PRESSURE ECO VALVE B-SERIES WITH UNION NUT AND 1/2" NPT INSERT	MATERIAL: SEE CHART	DIMENSIONAL TOLERANCE 0.005" ± 0.25" 0.002" ± 0.25" 0.001" ± 0.25"	
DWG NO: ECO-55G-PVC_R0	APPROVED BY:	CHECKED BY:	
DWG NAME: ECO VALVE	DWG TYPE: PLANAR VIEW		