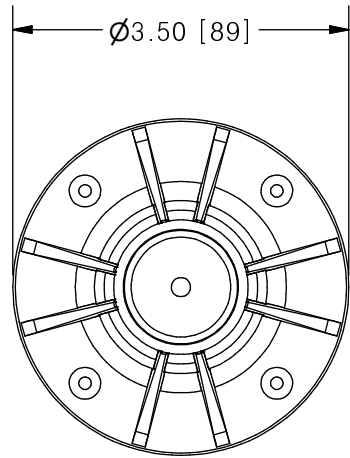
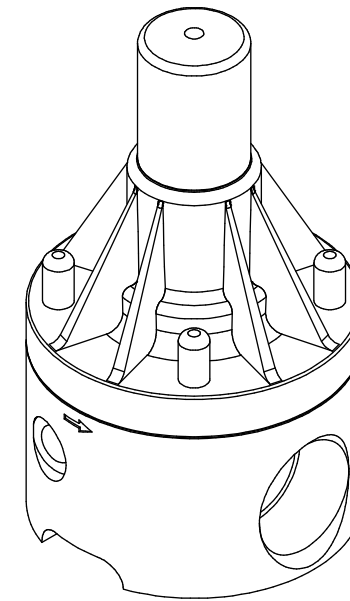
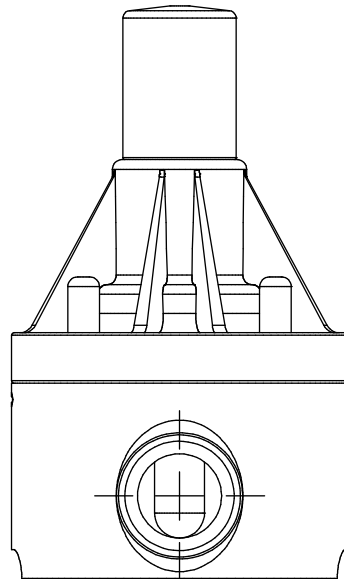
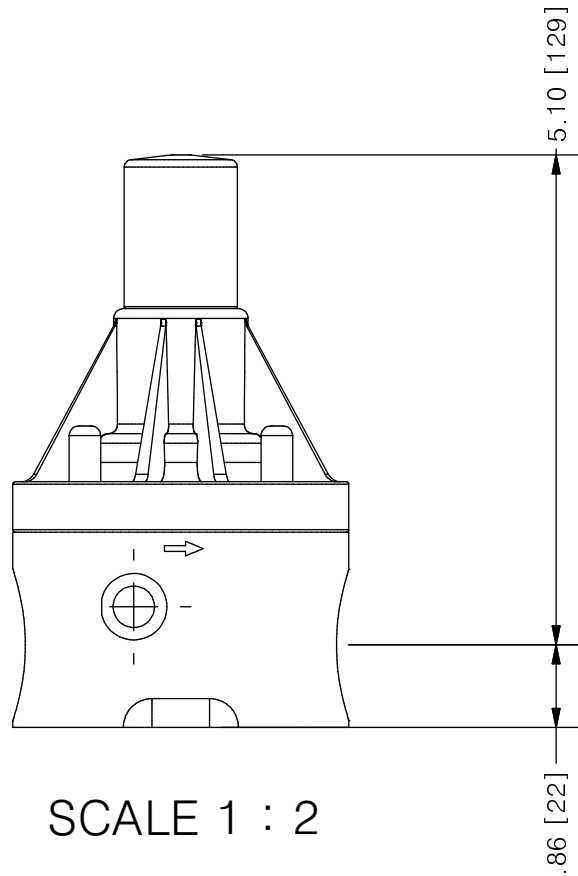


THIS DRAWING IS THE PROPERTY OF PRIMARY FLUID SYSTEMS INC. FROM WHICH A WRITTEN CONSENT FOR APPROVAL SHALL BE REQUIRED PRIOR TO COPYING.

	NO.	NAME	DESCRIPTION
	1	MAX ALLOWABLE OPERATING TEMPERATURE	180°F (82°C)
	2	MAX ALLOWABLE OPERATING PRESSURE	150 PSIG @ 70°F
CONNECTIONS	3	SIZE: INLET/OUTLET	1"
	4	CONNECTION TYPE	NPT
MATERIALS (WETTED)	6	BODY	316L SS (HASTELLOY AND ALLOY20 OPTIONAL)
	7	DIAPHRAGM	PTFE BACKED EPDM (VITON AND EPDM OPTIONAL)
MATERIALS (NON-WETTED)	8	SPRING BONNET/TOP	CPVC (316L SS AND ALUM OPTIONAL)
	9	SPRING	NICKEL PLATED MUSIC WIRE ASTM A228
	10	TOP/BOTTOM DISC	POLYPROPYLENE
	11	BOLTS, NUTS, WASHERS	18.8 SS, ANSI B18.3
	12	FACTORY SET PRESSURE	50 PSIG
	13	SPRING RANGE	7-150 PSIG



ECO VALVE® B-SERIES BACK PRESSURE VALVE



PRIMARY FLUID SYSTEMS INC. 1050 COOKE BLVD, BURLINGTON, ONTARIO L7T 4A8		PROJECT: ECO B-SERIES	SHT: 1 OF 1	DRAWN BY: NG
TITLE: BACK PRESSURE ECO VALVE B-SERIES WITH 1" NPT CONNECTIONS		DATE DRAWN: 8/4/2016	SCALE: 1 : 2	UNITS: INCH [mm]
DWG NO: ECO-100A-SS_R0		MATERIAL: SEE CHART		REV# 0
DWG NAME: ECO VALVE		APPROVED BY:	CHECKED BY:	THIRD ANGLE PROJECTION
DWG TYPE: PLANAR VIEW		DIMENSIONAL TOLERANCE 0.X = ± 0.25" 0.XX = ± 0.25" 0.XXX = ± 0.25"		11 X 17 SHEET SIZE: B

REV	DESCRIPTION	DATE	NAME
0	NEW DRAWING	--	--

REVISION HISTORY