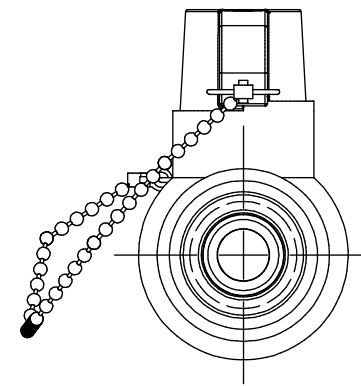
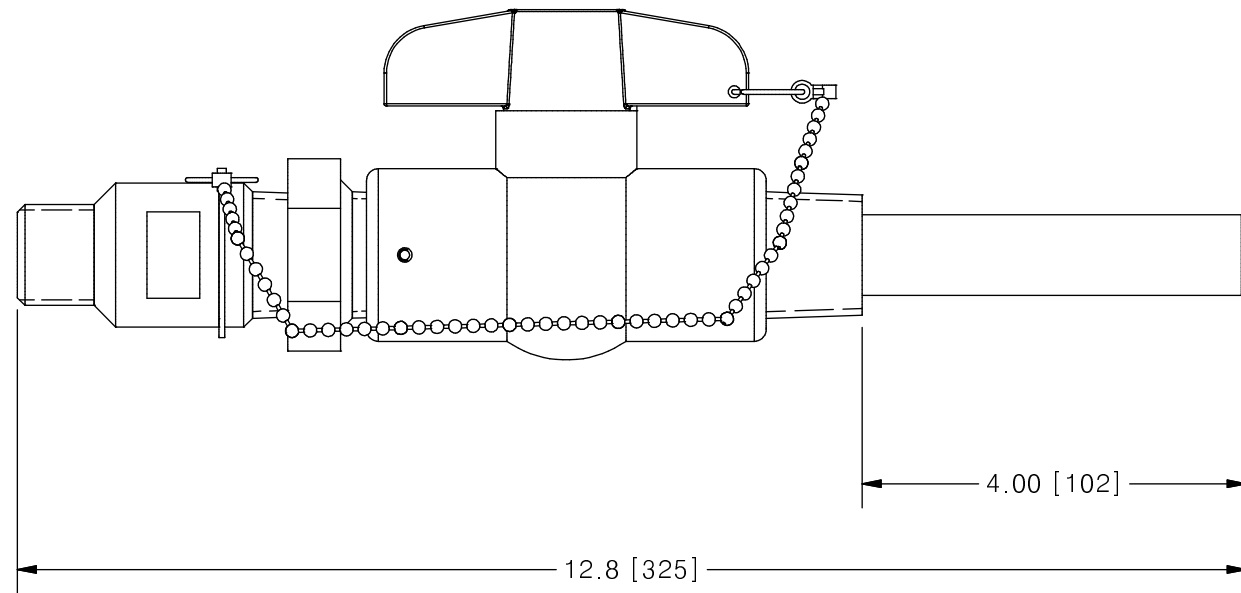
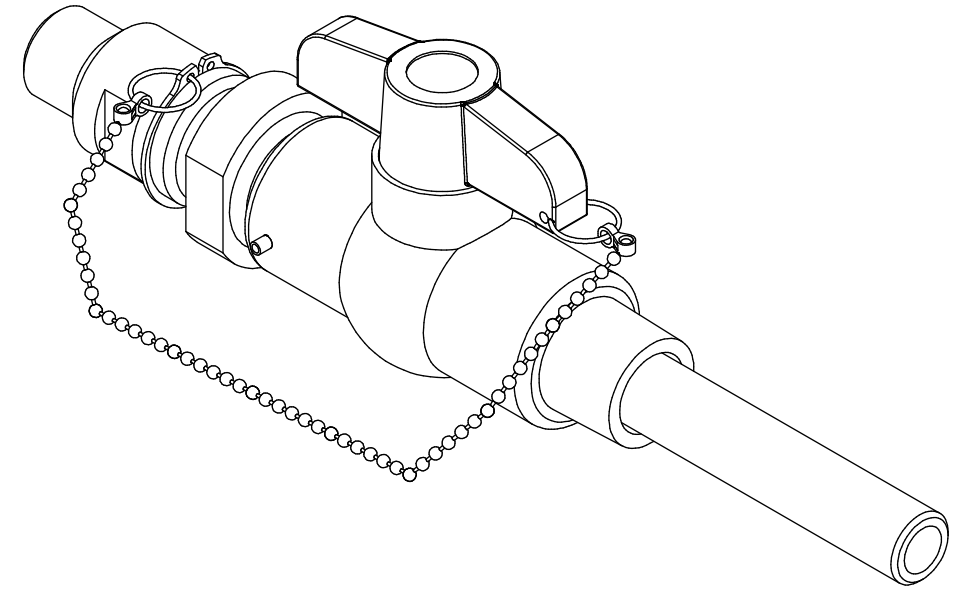
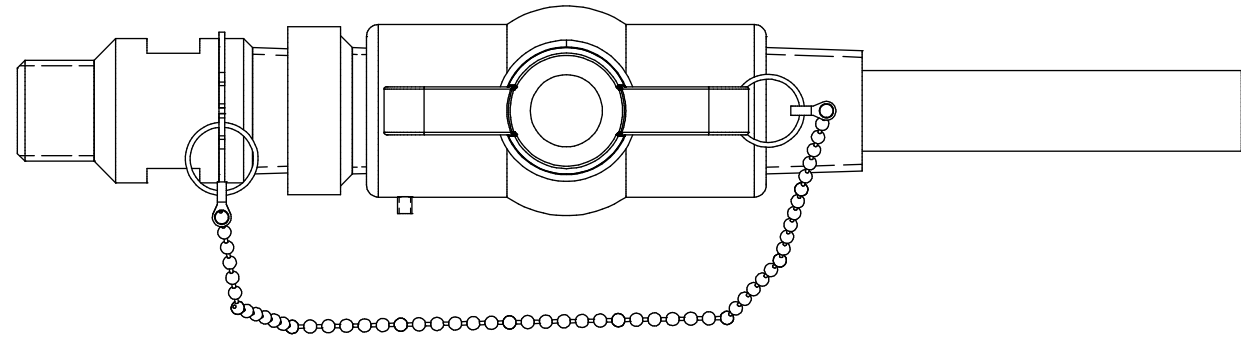


THIS DRAWING IS THE PROPERTY OF PRIMARY FLUID SYSTEMS INC. FROM WHICH A WRITTEN CONSENT FOR APPROVAL SHALL BE REQUIRED PRIOR TO COPYING.

CS CORPORATION STOPS

MALE x MALE CONNECTION

	NO.	NAME	DESCRIPTION
	1	MAX ALLOWABLE OPERATING TEMPERATURE	140°F (60°C)
	2	MAX ALLOWABLE OPERATING PRESSURE	150 PSIG
CONNECTIONS	3	INLET PORT CONNECTION	3/4"
	4	OUTLET PORT CONNECTION	1"
	5	TYPE	NPT
MATERIALS	8	BODY AND QUILL	PVC
	11	GLAND	PVC
	13	VALVE ASSEMBLY	PVC
	14	GLAND SEAL	VITON (EPDM OPTIONAL)



SCALE 1 : 2

PRIMARY FLUID SYSTEMS INC. 1050 COOKE BLVD, BURLINGTON, ONTARIO L7T 4A8		PROJECT: CS	SHT: 1 OF 1	DRAWN BY: T.J								
TITLE: 1" CORP STOP WITH 3/4" INLET AND 1" OUTLET NPT CONNECTIONS		DATE DRAWN: 4/5/2017	SCALE: 1 : 2	UNITS: INCH [mm]								
DWG NAME: CORP STOP DWG TYPE: PLANAR VIEW		MATERIAL: SEE CHART	DWG NO: CS-75A10A-4IB-AAA	DIMENSIONAL TOLERANCE 0.XX = ± 0.25" 0.XXX = ± 0.25" 0.XXX = ± 0.25"								
APPROVED BY: _____ CHECKED BY: _____		REVISION HISTORY <table border="1"> <thead> <tr> <th>REV</th> <th>DESCRIPTION</th> <th>DATE</th> <th>NAME</th> </tr> </thead> <tbody> <tr> <td>0</td> <td>NEW DRAWING</td> <td>--</td> <td>--</td> </tr> </tbody> </table>			REV	DESCRIPTION	DATE	NAME	0	NEW DRAWING	--	--
REV	DESCRIPTION	DATE	NAME									
0	NEW DRAWING	--	--									