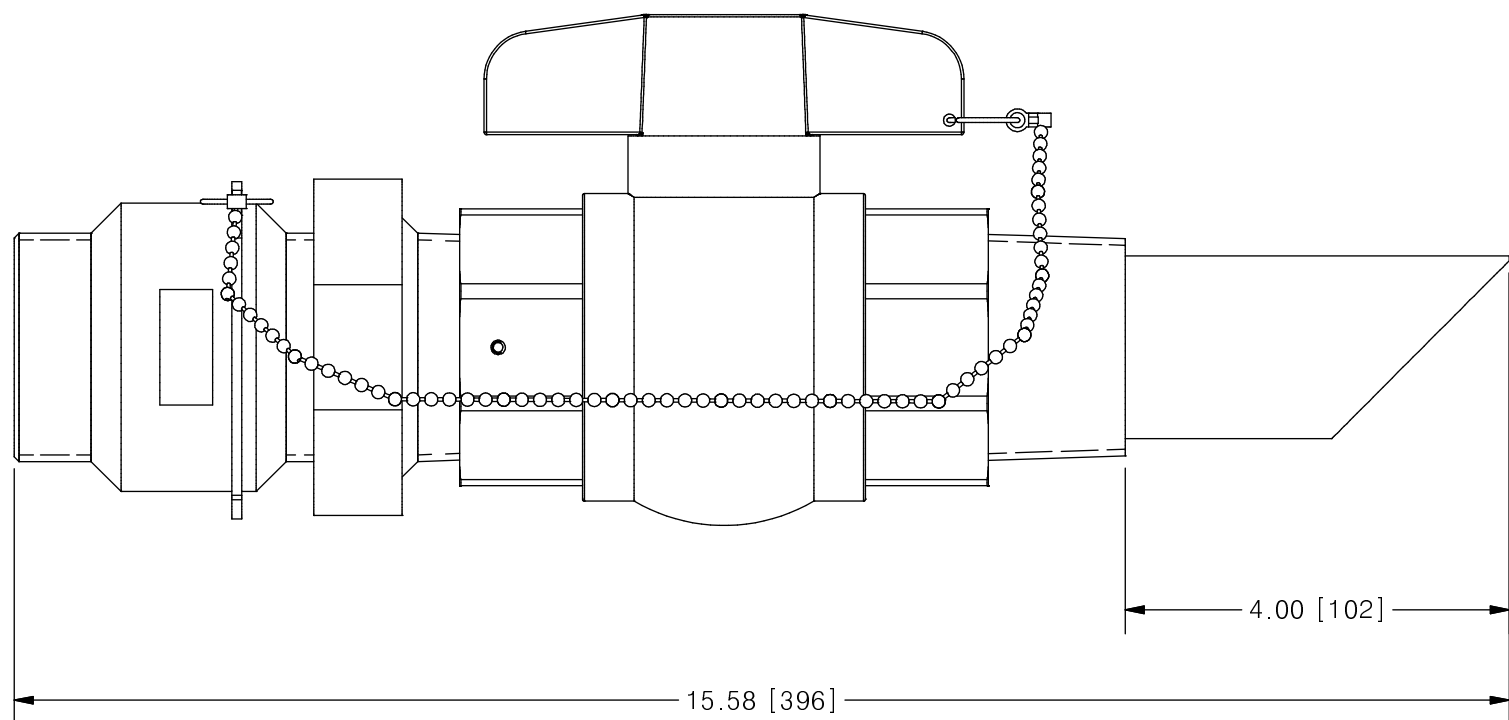
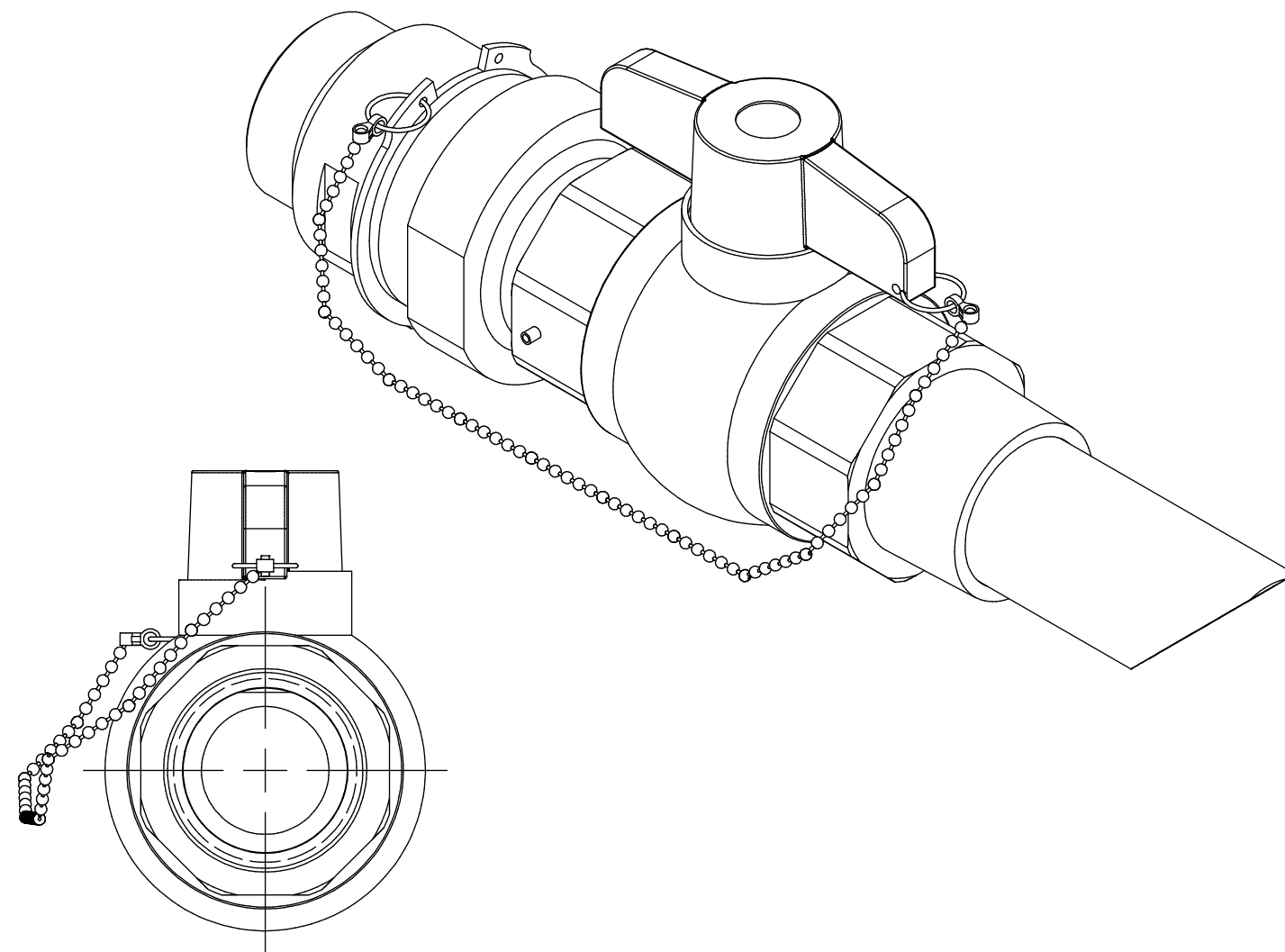
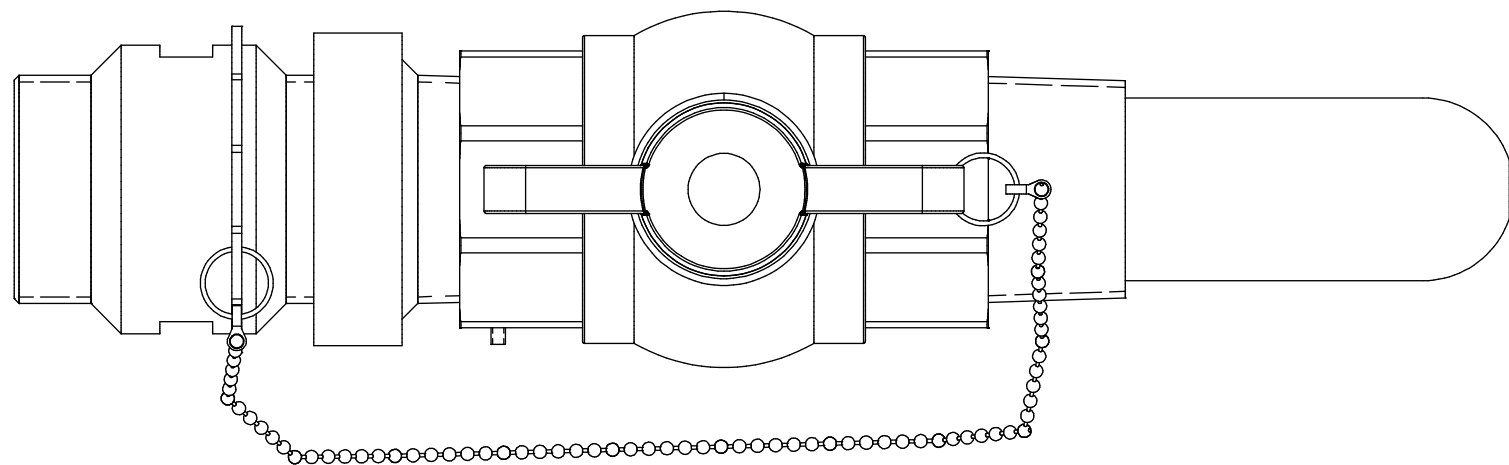


THIS DRAWING IS THE PROPERTY OF PRIMARY FLUID SYSTEMS INC. FROM WHICH A WRITTEN CONSENT FOR APPROVAL SHALL BE REQUIRED PRIOR TO COPYING.

	NO.	NAME	DESCRIPTION
	1	MAX ALLOWABLE OPERATING TEMPERATURE	140°F (60°C)
	2	MAX ALLOWABLE OPERATING PRESSURE	150 PSIG
CONNECTIONS	3	INLET PORT CONNECTION	2"
	4	OUTLET PORT CONNECTION	2"
	5	TYPE	NPT
MATERIALS	8	BODY AND QUILL	PVC
	11	GLAND	PVC
	13	VALVE ASSEMBLY	PVC
	14	GLAND SEAL	VITON (EPDM OPTIONAL)

## CS CORPORATION STOPS

MALE x MALE CONNECTION



SCALE 1 : 2

<b>PRIMARY FLUID SYSTEMS INC.</b> 1050 COOKE BLVD, BURLINGTON, ONTARIO L7T 4A8		PROJECT: CS	SHT: 1 OF 1	DRAWN BY: TJ
		DATE DRAWN: 4/5/2017	SCALE: 1 : 2	UNITS: INCH [mm]
TITLE: 2" CORP STOP WITH 2" INLET AND 2" OUTLET NPT CONNECTIONS		MATERIAL: SEE CHART	REV# 0	
DWG NO: CS-20A20A-4IA-AAA		APPROVED BY:		CHECKED BY:
DWG NAME: CORP STOP		THIRD ANGLE PROJECTION		DIMENSIONAL TOLERANCE 0.X = ± 0.25" 0.XX = ± 0.25" 0.XXX = ± 0.25" SHEET SIZE: <b>B</b>
DWG TYPE: PLANAR VIEW				

REV	DESCRIPTION	DATE	NAME
0	NEW DRAWING	--	--

REVISION HISTORY