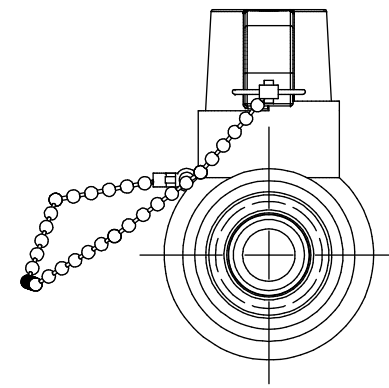
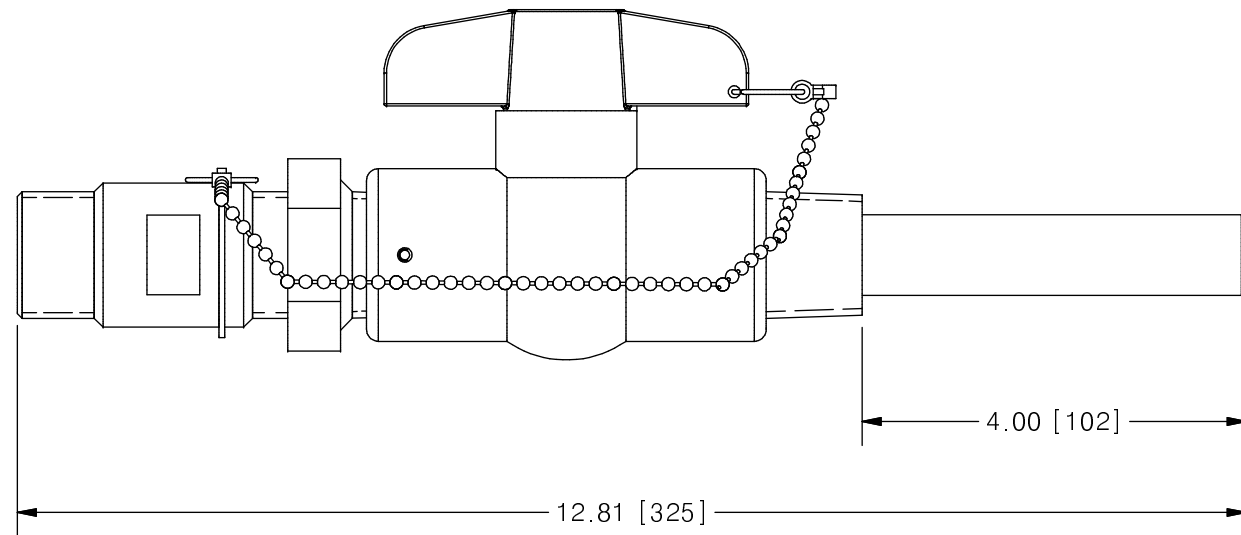
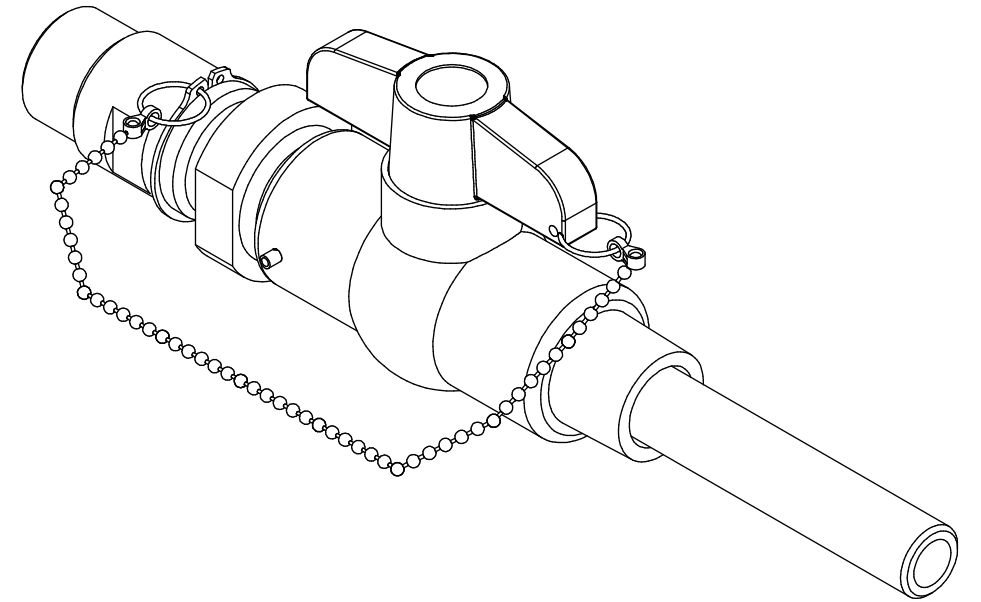
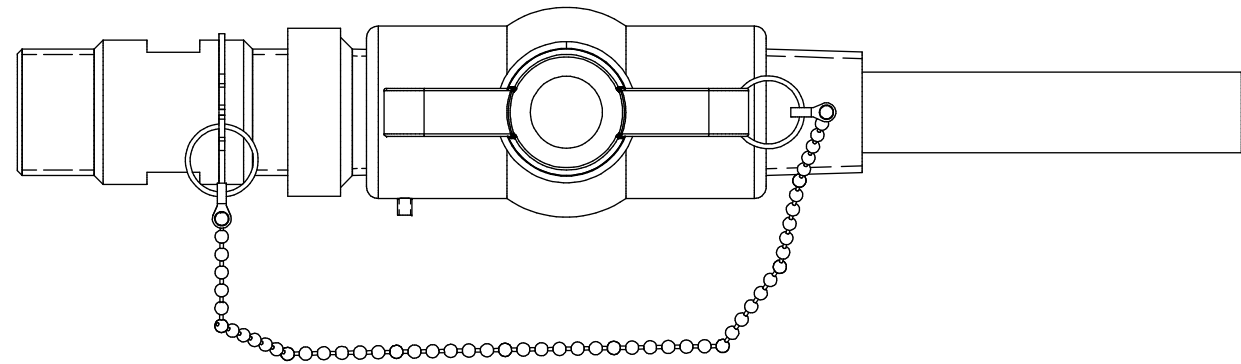


THIS DRAWING IS THE PROPERTY OF PRIMARY FLUID SYSTEMS INC. FROM WHICH A WRITTEN CONSENT FOR APPROVAL SHALL BE REQUIRED PRIOR TO COPYING.

	NO.	NAME	DESCRIPTION
	1	MAX ALLOWABLE OPERATING TEMPERATURE	140°F (60°C)
	2	MAX ALLOWABLE OPERATING PRESSURE	150 PSIG
CONNECTIONS	3	INLET PORT CONNECTION	1"
	4	OUTLET PORT CONNECTION	1"
	5	TYPE	NPT
MATERIALS	8	BODY AND QUILL	PVC
	11	GLAND	PVC
	13	VALVE ASSEMBLY	PVC
	14	GLAND SEAL	VITON (EPDM OPTIONAL)

CS CORPORATION STOPS

MALE x MALE CONNECTION



SCALE 1 : 2

PRIMARY FLUID SYSTEMS INC. 1050 COOKE BLVD, BURLINGTON, ONTARIO L7T 4A8		PROJECT: CS	SHT: 1 OF 1	DRAWN BY: T.J
TITLE: 1" CORP STOP WITH 1" INLET AND 1" OUTLET NPT CONNECTIONS		DATE DRAWN: 4/5/2017	SCALE: 1 : 2	UNITS: INCH [mm]
DWG NO: CS-10A10A-4IB-AAA		MATERIAL: SEE CHART	REV# 0	
DWG NAME: CORP STOP		APPROVED BY:	CHECKED BY:	THIRD ANGLE PROJECTION
DWG TYPE: PLANAR VIEW		DIMENSIONAL TOLERANCE 0.XX = ± 0.25" 0.XXX = ± 0.25" 0.XXX = ± 0.25"		

REV	DESCRIPTION	DATE	NAME
0	NEW DRAWING	--	--

REVISION HISTORY